

Tear Sheet for UEL
Model Rhodos on plate by KARCHER DESIGN

KARCHER
DESIGN

GERMANY

contact our US office
Karcher Design NA
1024 Industry DR.
Tukwila, WA 98188
+1 844 858 2033
order@karcher-design.com



Rhodos

Finish: satin stainless steel (71)

To suit 2 1/8" door prep, 5 1/2" center to center

Rhodos- UEL 28

9 13/16" x 2 3/8" x 1/2" plate

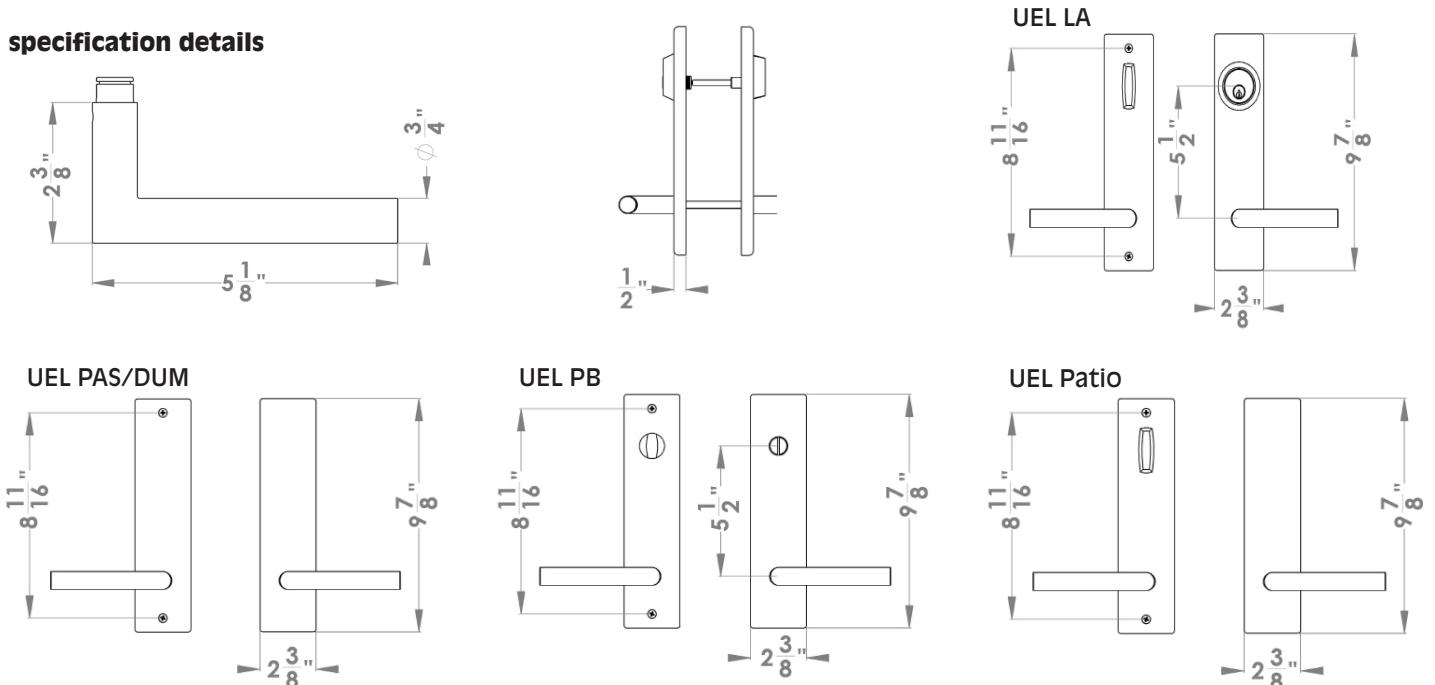
product code (handing required)

UEL28 LA60 71	single cylinder entry set, 2 3/8" backset
UEL28 LA70 71	single cylinder entry set, 2 3/4" backset
UEZ D2 71	distance ring for 1 3/8" door thickness
UEL28 PAS60 71	passage 2 3/8" backset
UEL28 PAS70 71	passage 2 3/4" backset
UEL28 PB60 71	passage with separate privacy bolt, 2 3/8" backset
UEL28 PB70 71	passage with separate privacy bolt, 2 3/4" backset
UEL28 PAT60 71	patio, 2 3/8" backset
UEL28 PAT70 71	patio, 2 3/4" backset
UEL28 DUM 71	full dummy
UEL28 DUM L 71	half dummy left
UEL28 DUM R 71	half dummy right

Features UEL28

- bolt-through fixing
- sprung
- door range 1 3/8" (35 mm) - 2" (51 mm) standard. Distance ring needed if door thickness is 1 3/8" (35 mm)
- T- and Lip-Strike with dust box
- stainless steel faceplate
- functions: single cylinder entry set (LA), passage (PAS), passage with separate privacy bolt (PB), patio (PAT), full dummy (DUM), dummy left (DUM L), dummy right (DUM R)
- grade of stainless steel 304
- hub 5/16" (8 mm)
- door prep 2 1/8", center to center 5 1/2"
- available finish: satin stainless steel, polished stainless steel, oil rubbed bronze

specification details



Please note: Karcher Design products are designed and measured in metric. Imperial measurements are close approximations to the actual metric dimensions

Tear Sheet for UEL
Model Rhodos on plate by KARCHER DESIGN

KARCHER
DESIGN

GERMANY

contact our US office
Karcher Design NA
1024 Industry DR.
Tukwila, WA 97288
+1 844 858 2033
order@karcher-design.com



Rhodos

Finish: polished stainless steel (72)

To suit 2 1/8" door prep, 5 1/2" center to center

Rhodos- UEL 28

9 13/16" x 2 3/8" x 1/2" plate

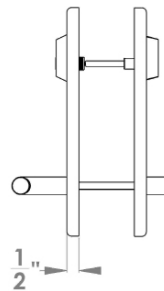
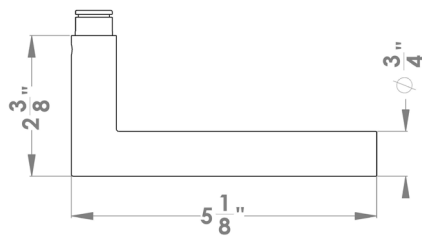
product code (handing required)

UEL28 LA60 72	single cylinder entry set, 2 3/8" backset
UEL28 LA70 72	single cylinder entry set, 2 3/4" backset
UEZ D2 72	distance ring for 1 3/8" door thickness
UEL28 PAS60 72	passage 2 3/8" backset
UEL28 PAS70 72	passage 2 3/4" backset
UEL28 PB60 72	passage with separate privacy bolt, 2 3/8" backset
UEL28 PB70 72	passage with separate privacy bolt, 2 3/4" backset
UEL28 PAT60 72	patio, 2 3/8" backset
UEL28 PAT70 72	patio, 2 3/4" backset
UEL28 DUM 72	full dummy
UEL28 DUM L 72	half dummy left
UEL28 DUM R 72	half dummy right

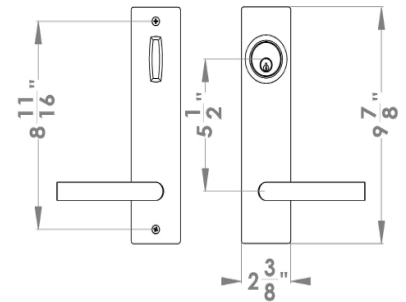
Features UEL28

- bolt-through fixing
- sprung
- door range 1 3/8" (35 mm) - 2" (51 mm) standard. Distance ring needed if door thickness is 1 3/8" (35 mm)
- T- and Lip-Strike with dust box
- stainless steel faceplate
- functions: single cylinder entry set (LA), passage (PAS), passage with separate privacy bolt (PB), patio (PAT), full dummy (DUM), dummy left (DUM L), dummy right (DUM R)
- grade of stainless steel 304
- hub 5/16" (8 mm)
- door prep 2 1/8", center to center 5 1/2"
- available finish: satin stainless steel, polished stainless steel, oil rubbed bronze

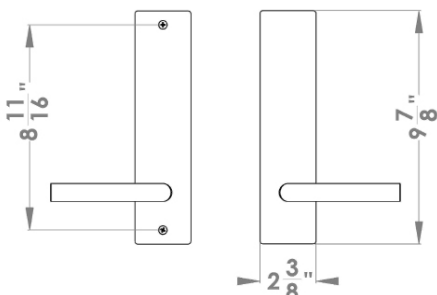
specification details



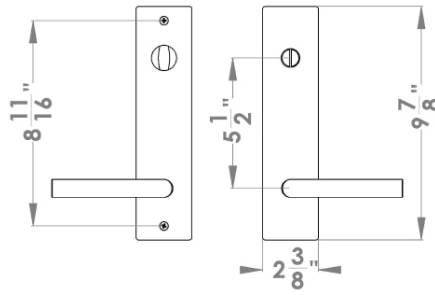
UEL LA



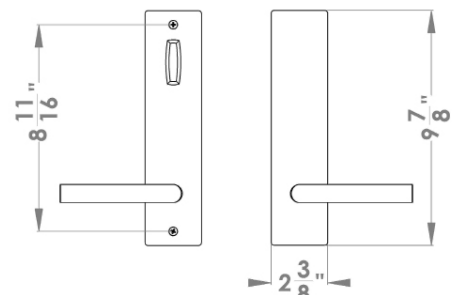
UEL PAS/DUM



UEL PB



UEL Patio



Please note: Karcher Design products are designed and measured in metric. Imperial measurements are close approximations to the actual metric dimensions

Tear Sheet for UEL
Model Rhodos on plate by KARCHER DESIGN

KARCHER
DESIGN

GERMANY

contact our US office
Karcher Design NA
1024 Industry DR.
Tukwila, WA 98188
+1 844 858 2033
order@karcher-design.com



Rhodos

Finish: oil rubbed bronze (81)

To suit 2 1/8" door prep, 5 1/2" center to center

Rhodos- UEL 28

9 13/16" x 2 3/8" x 1/2" plate

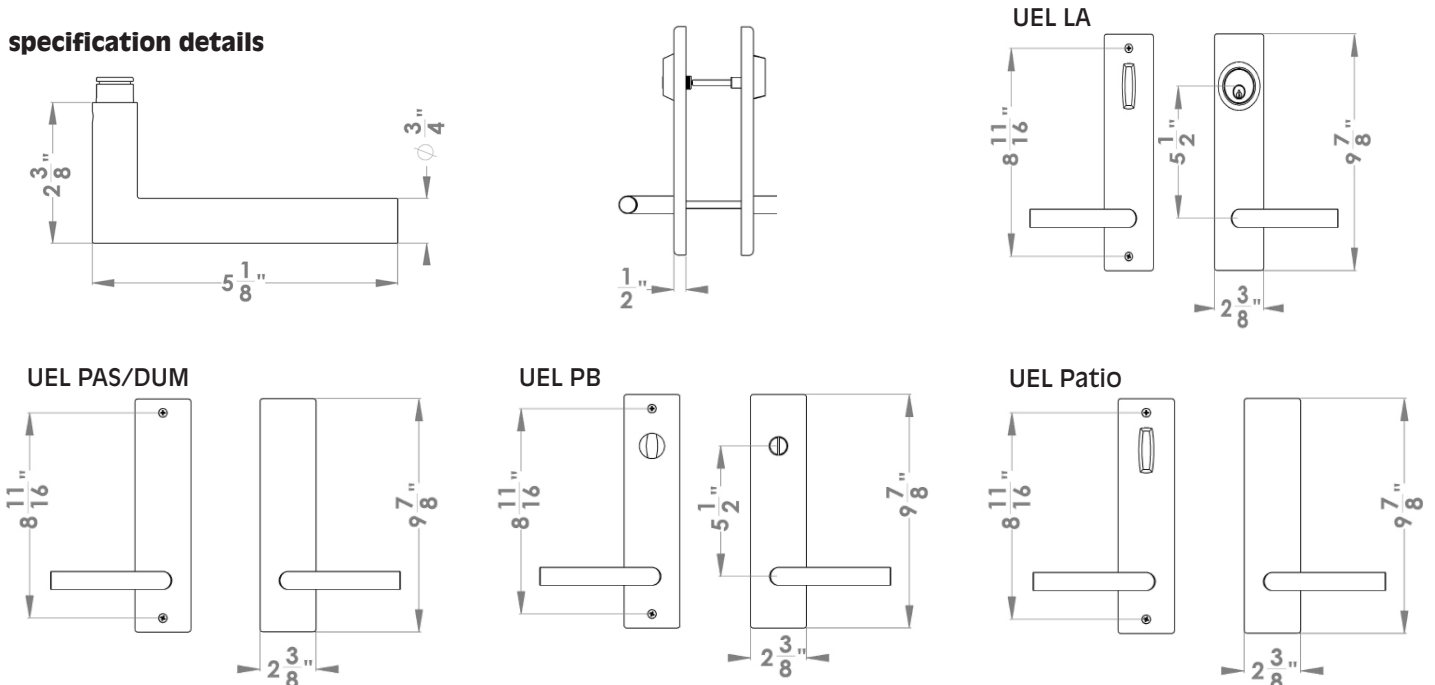
product code (handing required)

UEL28 LA60 81	single cylinder entry set, 2 3/8" backset
UEL28 LA70 81	single cylinder entry set, 2 3/4" backset
UEZ D2 81	distance ring for 1 3/8" door thickness
UEL28 PAS60 81	passage 2 3/8" backset
UEL28 PAS70 81	passage 2 3/4" backset
UEL28 PB60 81	passage with seperate privacy bolt, 2 3/8" backset
UEL28 PB70 81	passage with seperate privacy bolt, 2 3/4" backset
UEL28 PAT60 81	patio, 2 3/8" backset
UEL28 PAT70 81	patio, 2 3/4" backset
UEL28 DUM 81	full dummy
UEL28 DUM L 81	half dummy left
UEL28 DUM R 81	half dummy right

Features UEL28

- bolt-through fixing
- sprung
- door range 1 3/8" (35 mm) - 2" (51 mm) standard. Distance ring needed if door thickness is 1 3/8" (35 mm)
- T- and Lip-Strike with dust box
- stainless steel faceplate
- functions: single cylinder entry set (LA), passage (PAS), passage with seperate privacy bolt (PB), patio (PAT), full dummy (DUM), dummy left (DUM L), dummy right (DUM R)
- grade of stainless steel 304
- hub 5/16" (8 mm)
- door prep 2 1/8", center to center 5 1/2"
- available finish: satin stainless steel, polished stainless steel, oil rubbed bronze

specification details



Please note: Karcher Design products are designed and measured in metric. Imperial measurements are close approximations to the actual metric dimensions